
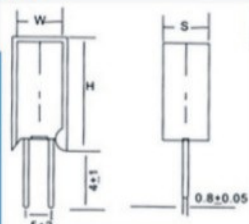
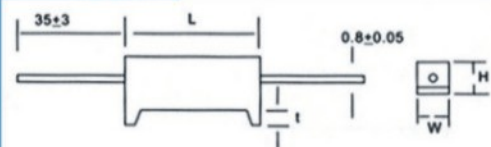


SQM



Type	Dimension (mm)			Resistance Range (Ω)	
SQM	H=1.5	W=1	S=1	SQM	RS+SQM
2W	20	11	7	0.1~82	83Ω ~ 10K
3W	25	12	8	0.1~150	151Ω ~ 50K
5W	28	13	9	0.1~150	151Ω ~ 50K
7W	39	13	9	0.1~430	431Ω ~ 50K
10W	51	13	9	0.1~470	471Ω ~ 75K
10WS	51	13	9	0.1~360	361Ω ~ 100K



Type	Dimension (mm)				Resistance Range (Ω)
SQT	W=1	H=1	L=1.5	t=1.5	
5W	10	9	22	135	0.1~150K
7W	10	9	35	3.0	0.1~150K
10W	10	9	48	3.0	0.1~150K
15W	12.5	12.8	49	2.0	0.5~150K